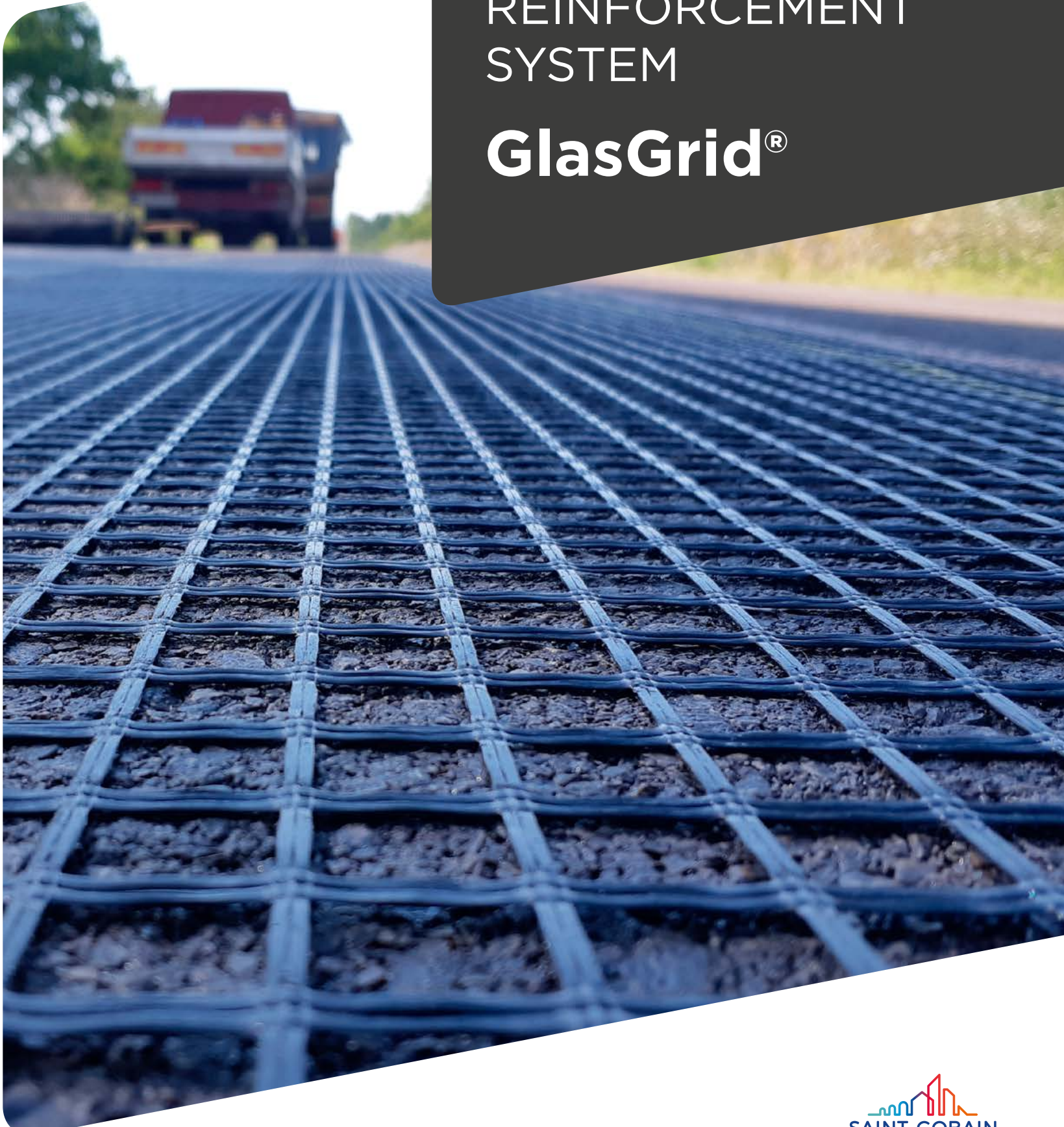


PAVEMENT
REINFORCEMENT
SYSTEM

GlasGrid®



WE ARE COMMITTED TO SUSTAINABLE ROADS


Our company sees sustainable development as a trend that satisfies today's needs while protecting the needs of future generations. Sustainability means finding balance between the economy, the social aspects of life and the environment daily in our work.

HOW DOES SAINT-GOBAIN ADFORS TAKE CARE OF THE ENVIRONMENT?

Between 2010 and 2020, we have reduced:



ENERGY
by 14%



CO₂
by 16%



WATER
by 46%

And that is not all. In line with the objectives of the European Union's Green Deal, our company has set an ambitious target of becoming **carbon neutral by 2050**, a significant commitment to improve the planet's air quality.

We help improve the condition of roads and the environment. Let's help together.



ENVIRONMENTAL PROTECTION AS SAINT-GOBAIN ADFORS PRIORITY

ADFORS GlasGrid asphalt pavement reinforcement saves much needed building material

There is currently a shortage of materials for road and motorway construction in Europe, mainly asphalt, aggregate and gravel. One of the main advantages of asphalt reinforcement systems is the significant extension of the service life of roadways, which also prolongs maintenance and repair intervals. This saves money on valuable construction materials, as around 300 million tonnes of hot-mix asphalt are used in road construction in Europe every year because 90% of European roads are made of asphalt.

What's more...

The ADFORS GlasGrid product range offers reinforcements for application **without need for tack coat.**

- Less machinery
- Less tack coat
- Less time
- Fewer workers

PROVEN!

ADFORS GlasGrid self-adhesive geogrids reduce total CO₂ emissions by 19% per 1 km of EU motorway used over 30 years compared to an unreinforced motorway thanks to fewer repairs!

An independent company from Sweden has evaluated and calculated the positive environmental impact of ADFORS GlasGrid GG self-adhesive geogrid, comparing two **1 km long motorway sections over a 30-year period**. The motorway section repaired without the use of road reinforcement was compared with a section of the motorway maintained using GlasGrid GG. The geogrids reduced total CO₂ emissions by 19%, amounting to **197 tonnes of CO₂** thanks to extended repair intervals of the road surface.



197 tonnes of CO₂ emissions



112 Paris–New York return flights


And that's not all...

Another specific example of a sustainable solution is the largest project in GlasGrid's more than 40-year history. In 2021, ADFORS CZ supplied 540 000 m² of self-adhesive geogrid for the repair of the A1 motorway section from Chirpan to Stara Zagora in Bulgaria. The self-adhesive function of the geogrid allows application without nails and sprayed tack coat.



IMAGINE...

There are 13 000 km of motorways in Germany. If we applied ADFORS GlasGrid geogrids to every kilometre of German motorways, we would save an incredible 2 561 000 tonnes of CO₂ by reducing the number of repairs and maintenance by at least one repair over a 30-year period!



2,5 mil tonnes of CO₂ emissions



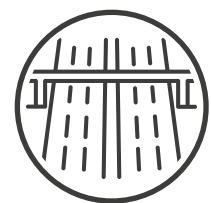
production of 426 000 midsize passenger cars

This brings advantages:

- Significant reduction in the amount of sprayed tack coat (approx. 60% less) during construction
- Fewer installation workers (approx. 50% fewer)
- Faster application of the reinforcement (approx. 20% less time)




432 tonnes less sprayed tack coat



3x longer motorway service life

YOUR ISSUE



Example of cracking for area-wide repairs

Example of cracking for local repairs

Example of microcracking for special repairs

OUR SOLUTION

AREA-WIDE REPAIRS

Anti-cracking and structural reinforcement of asphalt layers / Self-adhesive grid – application on existing or new surface / Compogrid – application on milled surface

Advantages:

- Easy and fast application without the need for nails
- Edge marking for easy overlapping
- No damage during application and compaction
- Good trafficability on applied grid (suppliers, trucks, paver)
- Excellent asphalt layers bonding




for area-wide repairs

LOCAL REPAIRS

Small local area repair of asphalt layers on critical areas of potholes, joints superstructures, utility trench and around manholes

Advantages:

- Rapid Repair = Stick & Pave
- No special preparation of surface before the application
- Fast and easy manual application due to the self-adhesive bitumen layer
- Manpower savings due to no tack coat needed



for local repairs

SPECIAL REPAIRS

Product for all types of surfaces covered by mastic asphalt

Advantages:

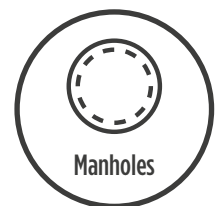
- Elimination of flowing of mastic asphalt during the hardening
- Protection against microcracking in mastic asphalt
- Rut reduction
- Light weight for easy manipulation
- Easy to cut



for special repairs

Triple your Pavement's Lifespan with GlasGrid

- Extends **pavement life** by up to 300%
- Provides a **50% reduction** in future investment costs



PRODUCT RANGE

For 40 years, GlasGrid has been at the forefront of pavement reinforcement technology. The history of GlasGrid dates back to 1984, when Bay Mills Limited in Midland, Ontario, Canada, developed this innovative product line. In 1995, GlasGrid production was relocated to Albion, USA. The success in the USA and the opportunity to supply European customers more quickly led to the start of GlasGrid production in the Czech town of Litomyšl in 2014.

ADFORS GlasGrid product line offers several styles of pavement reinforcement grids designed to reinforce asphalt concrete overlays. They retard reflective cracking by a factor of 2 to 3 times by turning stresses horizontally in order to dissipate them.

The grid configuration features fiberglass strands coated with an elastomeric polymer. Each strand has a remarkably high tensile strength, as well as a high modulus of elasticity at low elongation - making ADFORS GlasGrid stronger than steel by weight.



GlasGrid		RAPID	GG	CG	CGL	Mastic
CLASSIFICATION EN 15381 *1	Flat surface/ Leveling course	R/STR/B	R	R/STR/B	R	R
	Milled surface	R/STR/B	-	R/STR/B	R	-
CHARACTERISTICS	Self-adhesive	✓	✓			✓/-
	Non-woven fabric layer	✓		✓	✓	
	Bitumen layer	✓				

*1Function classification in accordance with EN 15381.

R = reinforcement / STR = stress relief / B = interlayer barrier

WHERE TO USE

Our GlasGrid geogrids are designed for a wide range of applications, ensuring optimal performance wherever they are installed. Selecting the appropriate type of geogrid is crucial and depends on the specific application. Explore the various types of GlasGrid geogrids in this catalog to find the perfect solution for your project needs.



Road widening



Local repairs



Edge break cracking



Concrete joints cracking





Bridge repair



Pavement joints



Manholes



Area-wide repair



Localized cracking




THE ECONOMICAL SOLUTION

GlasGrid improves asphalt's natural ability to reduce cracking by up to 3 times by providing a tensile element to the asphalt. This helps keep water out of the base and improves the drainage capabilities by 10%.

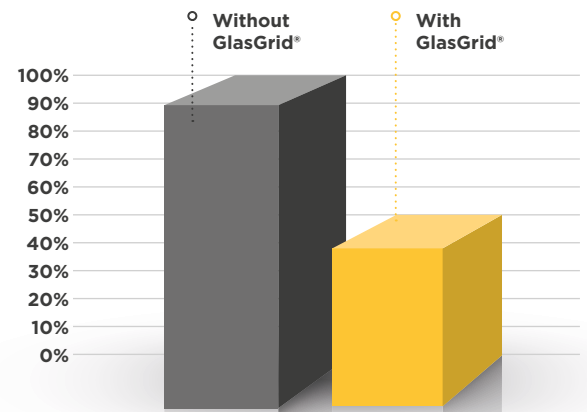
Based on 40 years of successful installations around the world, GlasGrid typically provides a 50% reduction in future investment costs (e.g. maintenance, rehabilitation and use costs) over the life of an average road.

THE KEY ADVANTAGES FOR YOU

- High-modulus and high tensile strength fiberglass grid due to consistent impregnation of each glass filament
- Polymer coating improving compatibility with bitumen
- Made from mineral raw materials
- Excellent layers' bonding
- Quick and efficient installation
- Good trafficability
- Easy cutting
- Excellent milling performance
- Measured unlimited recyclability & enhanced properties in Reclaimed Asphalt Pavement (RAP)
- Edge marking for easy overlapping
- Thermal and chemical stability
- Various strengths available 50 - 200 kN/m



FUTURE LIFE CYCLE COSTS



ADFORS GlasGrid turns crack stresses horizontally and dissipates the stress.

Without ADFORS GlasGrid
Stress travels uninterrupted, causing cracks

With ADFORS GlasGrid
Stress is redirected horizontally and is dissipated, minimizing cracks

TESTED IN THE LAB, PROVEN IN THE FIELD

IFSTTAR full scale tests on ADFORS GlasGrid reinforced flexible pavements

The objective of this research was to evaluate the effect of the reinforcement by a fiberglass grid ADFORS GlasGrid GG 100 on the performance of a new flexible pavement, with a relatively thin bituminous wearing course (80 mm). For that purpose, one reinforced pavement section, and one reference section, without reinforcement, have been tested on the IFSTTAR accelerated pavement testing facility. They were submitted to a traffic consisting of 1 million dual wheel 65 kN load cycles (representing the French standard axle load), and then 200 000 additional cycles, with loads increased to 70 kN.

The conclusions of the study indicate a very positive effect of the fiberglass grid on the resistance to cracking of flexible pavements:

- Cracking appeared first on section without grid after 800 000 cycles. At the end, 70% of the section was cracked.
- Section with grid presents no cracking until the end of the test (1,2 M cycles).



Milling Performance and Recyclability – RWTH Aachen University

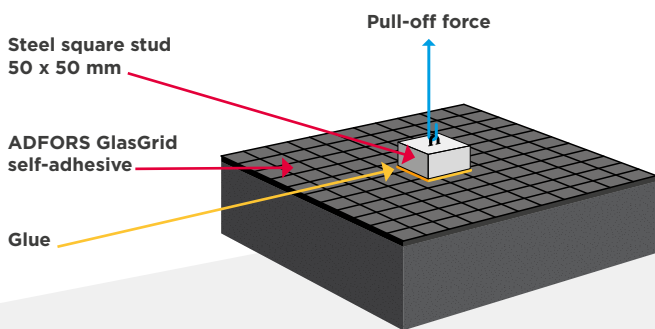
In this test, ADFORS GlasGrid GG 200-200 kN/m was installed on an existing binder course AC 16 B S and covered with 4 cm thick top layer SMA 8 S. The upper part of the binder course including the reinforcement grid were picked up by the milling machine in a single step. No adverse effects were realized and milling depth was not affected.

A second test, the Cycling Tension test, concluded that the partial reuse of milled asphalt granulate (including glass fibers) in a new asphalt mixture improved the fatigue behaviour of the recycled asphalt.



Excellent adhesion to the asphalt layer EN 13596

- High bond strength ensures safe application without waves and risk of wear and tear on tires occurred by driving of construction trucks on applied geogrid.



LABORATORY RESULTS
EXCEEDING 220 N



ADHESION IN THE FIELD
> 100 N



SAFE DRIVING

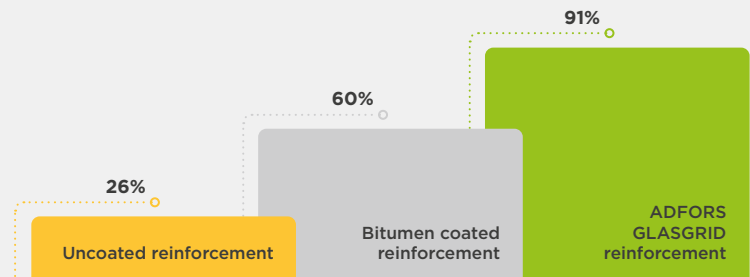
EFFECTIVE PROTECTION OF THERMAL STABLE POLYMER COATING

1. GUARANTEED TENSILE STRENGTH AFTER APPLICATION

EN ISO 10722:2020

- The dynamic load test simulates damage and tensile strength loss of reinforcement during installation and paving.
- The damage test proves effectiveness of thermal stable polymer coating and confirms resistance of ADFORS GlasGrid against damage during installation and paving.

RESIDUAL TENSILE STRENGTH AFTER TEST

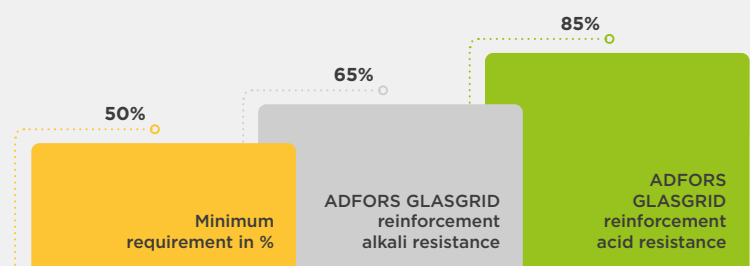


2. ALKALI RESISTANCE ALLOWING APPLICATION ON CONCRETE

EN 14030

- Alkali resistance is needed for all functions of the geogrid used in direct contact with unprotected concrete or cement stabilized surface.
- The test result confirms that ADFORS GlasGrid is suitable not only for application on asphalt but also cement concrete surfaces.

ALKALI & ACID RESISTANCE TEST RESULT



REFERENCES

AREA-WIDE REPAIR PROJECT

A1 HIGHWAY TRAKIYA CHIRPAN-STARA ZAGORA, BULGARIA

Product: ADFORS GLASGRID GG SELF-ADHESIVE

Quantity: 540 000 m²

Installation date: March–June 2021

Overlay design:

4 cm SMA wearing course

8 cm HMA binder course

ADFORS GlasGrid GG 100


30 cm Cold in-place recycling (CIR)

10 cm HMA new base course

Project details:

The reinforcement was installed on new base course then pressed with the roller to activate the glue. The application was very fast and efficient with excellent adhesion to the surface.

This brought the following advantages: a significant reduction in the amount of sprayed tack coat (approximately 60% less), fewer workers on the job site during construction (approximately 50% less), and faster application of the reinforcement (approximately 20% less time).



Installation of self-adhesive ADFORS GlasGrid GG 100 on A1 Highway Chirpan – Stara Zagora, 2021

LOCAL REPAIR PROJECT

NEW HIGHWAY D4, STRENGTHENING OF BRIDGE SECTIONS, CZECH REPUBLIC

Product: ADFORS GLASGRID RAPID GRID

Quantity: 1 600 m²

Installation date: July 2024

Overlay design:

4 cm SMA wearing course

ADFORS GlasGrid Rapid

Lime milk

Tack coat

4 cm SMA

Project details:

ADFORS GlasGrid Rapid was applied on most of bridge sections of the D4 highway in the Czech Republic (PPP project). GlasGrid Rapid was applied on stone mastic asphalt (4 cm thickness) and covered with another 4 cm stone mastic asphalt layer.



Installation of ADFORS GlasGrid Rapid Grid on a new highway, 2024

SPECIAL REPAIR PROJECT

TRAM LINES, MOSKEVSKA STREET, PRAGUE, THE CZECH REPUBLIC

Product: ADFORS GLASGRID NA MASTIC

Quantity: 6 000 m²

Installation date: September–November 2013

Overlay design:

4 cm mastic asphalt (with aggregate 1 cm)


GlasGrid Mastic GG NA

4 cm mastic asphalt (with aggregate 1,6 cm)

Underlay paper

Project details:

ADFORS GlasGrid Mastic placed between 2 mastic asphalt layers to avoid flowing of mastic asphalt during the hardening and eliminate the microcracking and rutting of wearing course.



Installation of ADFORS GlasGrid Mastic, 2013

Condition of the road after 10 years

The Hidden Strength in the Runway

We have a lot of experience with the application of GlasGrids on airport surfaces, more than 200 of them!

Lower lifecycle costs of airfield asphalt overlays by up to 20-30 %

Centralia Airport, Exeter, Ontario, Canada



State of the pavement before the repair in 1992 safety compromised



State of the pavement after 20 years in service (photo May 2018)

Nikola Tesla Airport Belgrade, SERBIA

Project: Airport runway rehabilitation
Product: ADFORS GlasGrid CG 100L
Quantity: 76 400 m²
Installation date: September–October 2023

Overlay design:

6 cm AC16S Pmb wearing course
8 cm BNS22sa Pmb binder layer
ADFORS GlasGrid CG 100L
Tack coat 0,8 kg/m²
Milled surface

Project details:

Rehabilitation of the airport runway aimed to protect against the penetration of cracks through new asphalt layers. The old asphalt layers were milled and removed. Bitumen emulsion was sprayed on the milled surface. GlasGrid CG 100L was then applied to the fresh emulsion, pressed with brooms, and paved. There was perfect bonding and no waves after installation.



King Fahd Int'l Airport Damman, SAUDI ARABIA


Project: Airport runway rehabilitation
Product: ADFORS GlasGrid CG 100L
Quantity: 498 000 m²
Installation date: July–December 2023

Overlay design:

HMA ACL 22 wearing course
ADFORS GlasGrid CG 100L
Bitumen bond 60/70 Aramco, 0,9–1,0 kg/m²
Milled surface

Project details:

ADFORS provided technical support on the construction site before the start and during numerous mockup trials to establish the correct application procedures under unfavorable conditions, including very high air and surface temperatures. The contractor, consultants, and general supervisors were very satisfied with the final results and the quality of the application. They also appreciated the service and support provided by SAINT-GOBAIN ADFORS, especially the attendance of the technical sales manager from the Czech Republic.



GlasGrid® Rapid

FOR AREA-WIDE REPAIRS
FOR LOCAL REPAIRS



General Description

The patch repair system ADFORS GlasGrid Rapid is manufactured at Saint-Gobain ADFORS facility that has achieved ISO 9001:2015 certification and meets the requirements of EN 15381:2008. ADFORS GlasGrid Rapid consists of a high stiffness fiberglass grid coated in an elastomeric polymer, a nonwoven fabric and a thin self-adhesive bitumen layer. The product is specially developed for very fast repairs with application on all types of surfaces without the need for tack coat saving time, labour and costs. ADFORS GlasGrid Rapid has a positive impact on reducing CO₂ emissions due to its application and extension of maintenance periods. ADFORS GlasGrid Rapid conforms to the property values listed below, which have been derived from quality conformance testing performed by a laboratory:

Properties

- High grid stiffness provides a wrinkle-free installation and a direct load transmission
- Self-adhesive bitumen layer
- Low elongation
- Thermal and chemical stability
- Excellent milling performance

TECHNICAL CHARACTERISTICS

Property	Unit	Rapid Patch	Rapid Grid	Test Method
Tensile Strength (MD x XD) Ultimate	kN/m	(105 x 105) - 5	(105 x 105) - 5	EN ISO 10319
Tensile Elongation Ultimate	%	2,5 ± 0,5	2,5 ± 0,5	EN ISO 10319
Tensile Resistance @ 2% Strain (MD x XD)	kN/m	(95 x 95) ± 20	(95 x 95) ± 20	EN ISO 10319
Young's Modulus E	MPa	73.000	73.000	
Mass per Unit Area	g/m ²	1450 ± 150	1000 ± 100	EN ISO 9864
Melting Point Coating	°C	>232	>232	EN ISO 3146 ASTM D 276
Roll Length	m	20	40	
Roll Width	m	1	1	
Roll Area	m ²	20	40	
Grid Size (Center to Center of Strand)	mm	25 x 25 (8511 type) 30 x 30 (8531 type)	25 x 25 (8511 type) 30 x 30 (8531 type)	
Material	Fiberglass reinforcement with modified polymer coating and bonded to a self-adhesive bitumen layer specifically engineered for asphalt overlays.			

The values and tolerances given are obtained in our laboratories and in accredited testing institutions. The information given in this data sheet is to the best of our knowledge true and correct. However new research and practical experience can make revisions necessary. We reserve the right to make changes at any time. Statements concerning possible use of our product are not intended as recommendations for their use in the infringement of any patent. No patent warranty of any kind, expressed or implied, is made or intended.

INSTALLATION

- Rapid can be installed on milled, flat or combined surfaces. Rapid is suitable for both an asphalt and a concrete. Road surface must be dry, clean and dust-free with temperature 5 °C – 40 °C.
- Unroll and peel off the film in 1 step or unroll, adjust and then peel off the film. Place Rapid non-woven fabric side face up. Respect the overlap of the end roll joints 5–10 cm. The recommended longitudinal overlap is 5 cm. If the reinforcement system is applied under the wearing course, lay the strips lengthwise so that they do not overlap but are continuous and there is no gap between them.
- Press the grid to a surface to ensure sticking.
- Apply a minimum 4 cm thick top asphalt layer after compaction.

See document Installation Procedures for detailed steps available on our [website](#) or watch the [video](#) on YouTube Saint-Gobain ADFORS.

BENEFITS

- Universal application on milled surfaces or over existing pavement surfaces
- Suitable for both asphalt and concrete surfaces
- Reinforcement of joint superstructures, single cracks and small asphalt areas
- Fast and easy manual installation
- Tack coat free application
- Self-adhesive bitumen layer
- No heating necessary
- High grid stiffness providing a wrinkle free installation
- Easy cutting
- Sand on the top of Rapid for good trafficability (suppliers, trucks, paver)
- Thermal and chemical stability
- Excellent milling performance
- Measured unlimited recyclability & enhanced properties in Reclaimed Asphalt Pavement (RAP)



PALLETIZATION

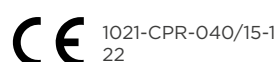
Product	Roll width	Roll length	Roll area	Roll weight	No of rolls on pallet	Total area
Rapid Patch	1 m	20 m	20 m ²	28 kg	15	300 m ²
Rapid Grid	1 m	40 m	40 m ²	40 kg	11	440 m ²



SAINT-GOBAIN ADFORS CZ s.r.o.
Sokolovská 106
570 01 Litomyšl • The Czech Republic
Tel.: +420 461 651 111
glasgrid.cz@saint-gobain.com
eu.adfors.com


In as much as Saint-Gobain ADFORS has no control over installation design, installation workmanship, accessory materials, or conditions of application, Saint-Gobain ADFORS does not warrant the performance or results of any installation or use of ADFORS GlasGrid GG. This warranty disclaimer includes all implied warranties, statutory or otherwise, including the warranty of merchantability and of fitness for a particular purpose. The purchaser and/or user should perform its own tests to determine the suitability and fitness of the product for the particular purpose desired in any given situation.

ADFORS GlasGrid® is manufactured at an ISO 9001:2015, ISO 14001:2015, ISO 50001:2018 registered facility of Saint-Gobain ADFORS.
ADFORS GlasGrid® is a registered trademark of Saint-Gobain ADFORS.
© 2025 Saint-Gobain ADFORS



GlasGrid® GG

FOR AREA-WIDE REPAIRS



General Description

ADFORS GlasGrid GG Full Lane Width Pavement Reinforcement System is manufactured at a Saint-Gobain ADFORS facility that has achieved ISO 9001:2015 certification and meets the requirements of EN 15381:2008. ADFORS GlasGrid GG is a high strength, open fiberglass grid custom knitted in a stable construction and coated with an elastomeric polymer and self-adhesive glue. Every component of the matrix shall be stabilized against ultraviolet degradation and inert to chemicals normally found in a natural soil environment. ADFORS GlasGrid GG conforms to the property values listed below, which have been derived from quality conformance testing performed by a laboratory:

Properties

- High grid stiffness provides a wrinkle-free installation and a direct load transmission
- Low elongation
- Thermal and chemical stability
- Excellent milling performance

TECHNICAL CHARACTERISTICS

Property	Unit	GG 50	GG 100	GG 200	Test Method
Tensile Strength (MD x XD) Ultimate	kN/m	(55 x 55) - 5	(105 x 105) - 5	(105 x 205) - 5	EN ISO 10319
Tensile Elongation Ultimate	%	2,5 ± 0,5 (105 x 105) - 5	2,5 ± 0,5	2,5 ± 0,5 (105 x 205) - 5	EN ISO 10319
Tensile Resistance @ 2% Strain (MD x XD)	kN/m	(46 x 46) ± 10	(95 x 95) ± 20	(95 x 180) ± 20	EN ISO 10319
Young's Modulus E	MPa	73.000	73.000	73.000	
Mass per Unit Area	g/m ²	212 (8550 type) 220 (8553 type)	417 (8501, 8511 types) 426 (8531 type)	622 (8512 type) 638 (8532 type)	EN ISO 9864
Melting Point Coating	°C	>232	>232	>232	EN ISO 3146/2 ASTM D276
Roll Length	m	150	100	70	
Roll Width	m	1,0; 1,5; 2,0; 3,0	1,0; 1,5; 2,0; 3,0	1,5; 3,0	
Roll Area	m ²	150, 225, 300, 450	100, 150, 200, 300	105, 210	
Adhesive Backing		Pressure sensitive	Pressure sensitive	Pressure sensitive	
Grid Size (Center to Center of Strand)	mm	25 x 25 (8550 type) 30 x 30 (8553 type)	12,5 x 12,5 (8501 type) 25 x 25 (8511 type) 30 x 30 (8531 type)	25 x 19 (8512 type) 30 x 23 (8532 type)	
Material	Fiberglass reinforcement with modified polymer coating and pressure-sensitive adhesive backing.				

The values and tolerances given are obtained in our laboratories and in accredited testing institutions. The information given in this data sheet is to the best of our knowledge true and correct. However new research and practical experience can make revisions necessary. We reserve the right to make changes at any time. Statements concerning possible use of our product are not intended as recommendations for their use in the infringement of any patent. No patent warranty of any kind, expressed or implied, is made or intended.

INSTALLATION

- Complete all crack sealing, pothole filling, base repairs, leveling course application. Road surface must be dry, clean and dust-free with temperature 5 °C –40 °C.
- Unroll the geogrid with the sticky side face down on the flat layer/ leveling course.
- Respect the overlap of end roll joints 10 –15 cm and longitudinal joints at minimum 5 cm.
- Press the grid to the layer to activate glue and ensure bonding between the lower surface and grid.
- Apply tack coat per project requirements.
(See application tack coat rate formula in Installation manual page 4).
- Permit the tack coat to completely cure prior to proceeding.
- Apply a minimum 4 cm thick top asphalt layer after compaction.

See document Installation Procedures for detailed steps available on our [website](#) or watch the [video](#) on YouTube Saint-Gobain ADFORS.

BENEFITS

- Quick and efficient installation due to self-adhesive backing
- High grid stiffness providing a wrinkle free installation
- Easy cutting
- Good trafficability (suppliers, trucks, paver)
- Thermal and chemical stability
- Excellent milling performance
- Measured unlimited recyclability & enhanced properties in Reclaimed Asphalt Pavement (RAP)



PALLETIZATION

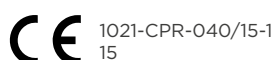
Product	Roll width	Roll area	Roll weight	Core inner diameter	No of rolls on pallet	Total area
GG 50	1 m	150 m ²	33 kg	76 mm	12	1 800 m ²
	1,5 m	225 m ²	50 kg	76 mm	12	2 700 m ²
	2 m	300 m ²	67 kg	76 mm	6	1 800 m ²
	2 m	300 m ²	67 kg	76 mm	10	3 000 m ²
	3 m	450 m ²	103 kg	100 mm	6	2 700 m ²
	3 m	450 m ²	103 kg	100 mm	10	4 500 m ²
GG 100	1 m	100 m ²	43 kg	76 mm	12	1 200 m ²
	1,5 m	150 m ²	65 kg	76 mm	12	1 800 m ²
	2 m	200 m ²	86 kg	76 mm	6	1 200 m ²
	2 m	200 m ²	86 kg	76 mm	10	2 000 m ²
	3 m	300 m ²	132 kg	100 mm	6	1 800 m ²
	3 m	300 m ²	132 kg	100 mm	10	3 000 m ²
GG 200	1,5 m	105 m ²	68 kg	76 mm	12	1 260 m ²
	3 m	210 m ²	138 kg	100 mm	6	1 260 m ²
	3 m	210 m ²	138 kg	100 mm	10	2 100 m ²



SAINT-GOBAIN ADFORS CZ s.r.o.
Sokolovská 106
570 01 Litomyšl • The Czech Republic
Tel.: +420 461 651 111
glasgrid.cz@saint-gobain.com
eu.adfors.com

In as much as Saint-Gobain ADFORS has no control over installation design, installation workmanship, accessory materials, or conditions of application, Saint-Gobain ADFORS does not warrant the performance or results of any installation or use of ADFORS GlasGrid GG. This warranty disclaimer includes all implied warranties, statutory or otherwise, including the warranty of merchantability and of fitness for a particular purpose. The purchaser and/or user should perform its own tests to determine the suitability and fitness of the product for the particular purpose desired in any given situation.

ADFORS GlasGrid® is manufactured at an ISO 9001:2015, ISO 14001:2015, ISO 50001:2018 registered facility of Saint-Gobain ADFORS.
ADFORS GlasGrid® is a registered trademark of Saint-Gobain ADFORS.
© 2025 Saint-Gobain ADFORS



GlasGrid® CGL

FOR AREA-WIDE REPAIRS



General Description

CompoGrid Lite Pavement Reinforcement System is manufactured at a Saint-Gobain ADFORS facility that has achieved ISO 9001:2015 certification and meets the requirements of EN 15381:2008. CompoGrid is a composite material consisting of fiberglass reinforcement grid coated in an elastomeric polymer, bonded to a non-woven textile. CompoGrid Lite is resistant to ultraviolet degradation and to biological and chemical environments normally found in soils. ADFORS GlasGrid CGL conforms to the property values listed below, which have been derived from quality conformance testing performed by a laboratory:

Properties

- High grid stiffness provides a wrinkle-free installation and a direct load transmission
- Low elongation
- Thermal and chemical stability

TECHNICAL CHARACTERISTICS

Property	Unit	CG 50L	CG 100L	CG 200L	Test Method
Tensile Strength (MD x XD) Ultimate	kN/m	(55 x 55) - 5	(105 x 105) - 5	(105 x 205) - 5	EN ISO 10319
Tensile Elongation Ultimate	%	2,5 ± 0,5	2,5 ± 0,5	2,5 ± 0,5	EN ISO 10319
Tensile Resistance @ 2% Strain (MD x XD)	kN/m	(46 x 46) ± 10	(95 x 95) ± 20	(95 x 180) ± 20	EN ISO 10319
Young's Modulus E	MPa	73.000	73.000	73.000	
Mass per Unit Area	g/m ²	220 (8550 type) 228 (8553 type)	417 (8511 type) 426 (8531 type)	611 (8512 type) 627 (8532 type)	EN ISO 9864
Melting Point Coating	°C	>232	>232	>232	EN ISO 3146 ASTM D 276
Roll Length	m	150	100	70	
Roll Width	m	1,0; 1,5; 2,0; 3,0	1,0; 1,5; 2,0; 3,0	1,0; 1,5; 3,0	
Roll Area	m ²	150, 225, 300, 450	100, 150, 200, 300	70, 105, 210	
Grid Size (Center to Center of Strand)	mm	25 x 25 (8550 type) 30 x 30 (8553 type)	25 x 25 (8511 type) 30 x 30 (8531 type)	25 x 25 (8512 type) 30 x 23 (8532 type)	
Material	Fiberglass reinforcement with modified polymer coating bonded to a non-woven textile specifically engineered for asphalt overlays.				

The values and tolerances given are obtained in our laboratories and in accredited testing institutions. The information given in this data sheet is to the best of our knowledge true and correct. However new research and practical experience can make revisions necessary. We reserve the right to make changes at any time. Statements concerning possible use of our product are not intended as recommendations for their use in the infringement of any patent. No patent warranty of any kind, expressed or implied, is made or intended.

INSTALLATION

- CompoGrid Lite can be installed on an old asphalt surface or evenly milled surface. Fill cracks and depressions wider than 6 mm. Road surface must be dry, clean and dust-free with temperature 5 °C - 40 °C.
- Apply tack coat per project requirements.
(See application tack coat rate formula in Installation manual page 3).
- Unroll the geogrid with the non-woven fabric side face down immediately after tack coat spraying. Respect the overlap of end roll joints 10 - 15 cm and longitudinal joints at minimum 5 cm. Ensure sufficient amount of tack coat is applied at the overlap, in order that both layers of materials become fully saturated.
- Press the grid to a layer to ensure a saturation of tack coat into the fabric.
- Permit the tack coat to completely cure prior to proceeding.
- Apply a minimum 4 cm thick top asphalt layer after compaction.

See document Installation Procedures for detailed steps available on our [website](#) or watch the [video](#) on YouTube Saint-Gobain ADFORS.

BENEFITS

- Universal application on milled surface or over existing pavement surfaces
- Quick and efficient installation
- Optimum asphalt retention of the nonwoven
- High grid stiffness providing a wrinkle free installation
- Easy cutting
- Good trafficability (suppliers, trucks, paver)
- Thermal and chemical stability
- Excellent milling performance
- Measured unlimited recyclability & enhanced properties in Reclaimed Asphalt Pavement (RAP)



PALLETIZATION

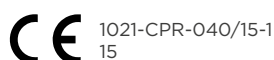
Product	Roll width	Roll area	Roll weight	Core inner diameter	No of rolls on pallet	Total area
CG 50L	1 m	150 m ²	35 kg	76 mm	12	1 800 m ²
	1,5 m	225 m ²	52 kg	76 mm	12	2 700 m ²
	2 m	300 m ²	69 kg	76 mm	6	1 800 m ²
	2 m	300 m ²	69 kg	76 mm	10	3 000 m ²
	3 m	450 m ²	106 kg	100 mm	6	2 700 m ²
	3 m	450 m ²	106 kg	100 mm	10	4 500 m ²
CG 100L	1 m	100 m ²	43 kg	76 mm	12	1 200 m ²
	1,5 m	150 m ²	65 kg	76 mm	12	1 800 m ²
	2 m	200 m ²	86 kg	76 mm	6	1 200 m ²
	2 m	200 m ²	86 kg	76 mm	10	2 000 m ²
	3 m	300 m ²	132 kg	100 mm	6	1 800 m ²
	3 m	300 m ²	132 kg	100 mm	10	3 000 m ²
CG 200L	1 m	70 m ²	44 kg	76 mm	12	840 m ²
	1,5 m	105 m ²	66 kg	76 mm	12	1 260 m ²
	3 m	210 m ²	136 kg	100 mm	6	1 260 m ²
	3 m	210 m ²	136 kg	100 mm	10	2 100 m ²



SAINT-GOBAIN ADFORS CZ s.r.o.
Sokolovská 106
570 01 Litomyšl • The Czech Republic
Tel.: +420 461 651 111
glasgrid.cz@saint-gobain.com
eu.adfors.com

In as much as Saint-Gobain ADFORS has no control over installation design, installation workmanship, accessory materials, or conditions of application, Saint-Gobain ADFORS does not warrant the performance or results of any installation or use of ADFORS GlasGrid GG. This warranty disclaimer includes all implied warranties, statutory or otherwise, including the warranty of merchantability and of fitness for a particular purpose. The purchaser and/or user should perform its own tests to determine the suitability and fitness of the product for the particular purpose desired in any given situation.

ADFORS GlasGrid® is manufactured at an ISO 9001:2015, ISO 14001:2015, ISO 50001:2018 registered facility of Saint-Gobain ADFORS.
ADFORS GlasGrid® is a registered trademark of Saint-Gobain ADFORS.
© 2025 Saint-Gobain ADFORS



GlasGrid® CG

FOR AREA-WIDE REPAIRS



General Description

ADFORS GlasGrid CompoGrid Pavement Reinforcement System and Moisture Barrier System is manufactured at a Saint-Gobain ADFORS facility that has achieved ISO 9001:2015 certification and meets the requirements of EN 15381:2008. CompoGrid is a composite material consisting of fiberglass reinforcement grid coated in an elastomeric polymer, bonded to a non-woven paving geotextile. The non-woven geotextile is a staple fiber, needlepunched and manufactured from fibers that are needed to form a stable network and retain dimensional stability relative to each other. CompoGrid is resistant to ultraviolet degradation and to biological and chemical environments normally found in soils. CompoGrid conforms to the property values listed below, which have been derived from quality conformance testing performed by a laboratory:

Properties

- High grid stiffness provides a wrinkle-free installation and a direct load transmission
- Low elongation
- Thermal and chemical stability

TECHNICAL CHARACTERISTICS

Property	Unit	CG 50	CG 100	CG 200	Test Method
Tensile Strength (MD x XD) Ultimate	kN/m	(55 x 55) - 5	(105 x 105) - 5	(105 x 205) - 5	EN ISO 10319
Tensile Elongation Ultimate	%	2,5 ± 0,5	2,5 ± 0,5	2,5 ± 0,5	EN ISO 10319
Tensile Resistance @ 2% Strain (MD x XD)	kN/m	(46 x 46) ± 10	(95 x 95) ± 20	(95 x 180) ± 20	EN ISO 10319
Young's Modulus E	MPa	73.000	73.000	73.000	
Mass per Unit Area	g/m ²	342 (8550 type) 350 (8553 type)	547 (8511 type) 556 (8531 type)	752 (8512 type) 768 (8532 type)	EN ISO 9864
Melting Point Coating	°C	>232	>232	>232	EN ISO 3146 ASTM D 276
Roll Length	m	100	70	60	
Roll Width	m	1,0; 1,5; 2,0; 3,0	1,0; 1,5; 2,0; 3,0	1,5	
Roll Area	m ²	100, 150, 200, 300	70, 105, 140, 210	90	
Grid Size (Center to Center of Strand)	mm	25 x 25 (8550 type) 30 x 30 (8553 type)	25 x 25 (8511 type) 30 x 30 (8531 type)	25 x 19 (8512 type) 30 x 23 (8532 type)	
Material	Fiberglass reinforcement with modified polymer coating bonded to a non-woven textile specifically engineered for asphalt overlays.				

The values and tolerances given are obtained in our laboratories and in accredited testing institutions. The information given in this data sheet is to the best of our knowledge true and correct. However new research and practical experience can make revisions necessary. We reserve the right to make changes at any time. Statements concerning possible use of our product are not intended as recommendations for their use in the infringement of any patent. No patent warranty of any kind, expressed or implied, is made or intended.

INSTALLATION

- CompoGrid can be installed on an old asphalt surface or evenly milled surface. Fill cracks and depressions wider than 6 mm. Road surface must be dry, clean and dust-free with temperature 5 °C -40 °C.
- Apply tack coat per project requirements. (See application tack coat rate formula in Installation manual page 3).
- Unroll the geogrid with the non-woven fabric side face down immediately after tack coat spraying. Respect the overlap of end roll joints 10 -15 cm and longitudinal joints at minimum 5 cm. Ensure sufficient amount of tack coat is applied at the overlap, in order that both layers of materials become fully saturated.
- Press the grid to a layer to ensure a saturation of tack coat into the fabric.
- Permit the tack coat to completely cure prior to proceeding.
- Apply a minimum 4 cm thick asphalt top layer after compaction.

See document Installation Procedures for detailed steps available on our [website](#) or watch the [video](#) on YouTube Saint-Gobain ADFORS.

BENEFITS

- Universal application on milled surface or over existing pavement surfaces
- Quick and efficient installation
- Efficient moisture barrier due to the non-woven fabrics
- High grid stiffness providing a wrinkle free installation
- Easy cutting
- Good trafficability (suppliers, trucks, paver)
- Thermal and chemical stability
- Excellent milling performance
- Measured unlimited recyclability & enhanced properties in Reclaimed Asphalt Pavement (RAP)



PALLETIZATION

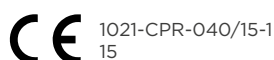
Product	Roll width	Roll area	Roll weight	Core inner diameter	No of rolls on pallet	Total area
CG 50	1 m	100 m ²	36 kg	76 mm	12	1 200 m ²
	1,5 m	150 m ²	54 kg	76 mm	12	1 800 m ²
	2 m	200 m ²	71 kg	76 mm	6	1 200 m ²
	2 m	200 m ²	71 kg	76 mm	10	2 000 m ²
	3 m	300 m ²	110 kg	100 mm	6	1 800 m ²
	3 m	300 m ²	110 kg	100 mm	10	3 000 m ²
CG 100	1 m	70 m ²	40 kg	76 mm	12	840 m ²
	1,5 m	105 m ²	60 kg	76 mm	12	1 260 m ²
	2 m	140 m ²	80 kg	76 mm	6	840 m ²
	2 m	140 m ²	80 kg	76 mm	10	1 400 m ²
	3 m	210 m ²	122 kg	100 mm	6	1 260 m ²
	3 m	210 m ²	122 kg	100 mm	10	2 100 m ²
CG 200	1,5 m	90 m ²	70 kg	76 mm	12	1 080 m ²



SAINT-GOBAIN ADFORS CZ s.r.o.
Sokolovská 106
570 01 Litomyšl • The Czech Republic
Tel.: +420 461 651 111
glasgrid.cz@saint-gobain.com
eu.adfors.com

In as much as Saint-Gobain ADFORS has no control over installation design, installation workmanship, accessory materials, or conditions of application, Saint-Gobain ADFORS does not warrant the performance or results of any installation or use of ADFORS GlasGrid GG. This warranty disclaimer includes all implied warranties, statutory or otherwise, including the warranty of merchantability and of fitness for a particular purpose. The purchaser and/or user should perform its own tests to determine the suitability and fitness of the product for the particular purpose desired in any given situation.

ADFORS GlasGrid® is manufactured at an ISO 9001:2015, ISO 14001:2015, ISO 50001:2018 registered facility of Saint-Gobain ADFORS.
ADFORS GlasGrid® is a registered trademark of Saint-Gobain ADFORS.
© 2025 Saint-Gobain ADFORS



GlasGrid[®] Mastic

FOR SPECIAL REPAIRS



General Description

ADFORS GlasGrid Mastic is the product for special application on surfaces covered by mastic asphalt. The product is manufactured at a Saint-Gobain ADFORS facility that has achieved ISO 9001:2015 certification and meets the requirements of EN 15381:2008. ADFORS GlasGrid Mastic is a high strength, open fiberglass grid custom knitted in a stable construction and coated with an elastomeric polymer. Every component of the matrix shall be stabilized against ultraviolet degradation and inert to chemicals normally found in a natural soil environment. ADFORS GlasGrid Mastic conforms to the property values listed below, which have been derived from quality conformance testing performed by a laboratory:

Properties

- High grid stiffness provides a wrinkle-free installation and a direct load transmission
- Low elongation
- Thermal and chemical stability
- Excellent milling performance

TECHNICAL CHARACTERISTICS

Property	Unit	Mastic GG	Mastic GG NA	Test Method
Tensile Strength (MD x XD) Ultimate	kN/m	(55 x 55) - 5	(55 x 55) - 5	EN ISO 10319
Tensile Elongation Ultimate	%	2,5 ± 0,5	2,5 ± 0,5	EN ISO 10319
Tensile Resistance @ 2% Strain (MD x XD)	kN/m	(46 x 46) ± 10	(46 x 46) ± 10	EN ISO 10319
Young's Modulus E	MPa	73.000	73.000	
Mass per Unit Area	g/m ²	212 (8550 type) 220 (8553 type)	203 (8550 type) 211 (8553 type)	EN ISO 9864
Melting Point Coating	°C	>232	>232	EN ISO 3146 ASTM D 276
Roll Length	m	150	150	
Roll Width	m	1,5	1,5	
Roll Area	m ²	225	225	
Grid Size (Center to Center of Strand)	mm	25 x 25 (8550 type) 30 x 30 (8553 type)	25 x 25 (8550 type) 30 x 30 (8553 type)	
Material		Fiberglass reinforcement with modified polymer coating and pressure-sensitive adhesive backing.	Fiberglass reinforcement with modified polymer coating.	

The values and tolerances given are obtained in our laboratories and in accredited testing institutions. The information given in this data sheet is to the best of our knowledge true and correct. However new research and practical experience can make revisions necessary. We reserve the right to make changes at any time. Statements concerning possible use of our product are not intended as recommendations for their use in the infringement of any patent. No patent warranty of any kind, expressed or implied, is made or intended.

INSTALLATION

- Unroll and lay the geogrid on dry and clean flat layer/leveling course.
- Respect the overlap of end roll joints 10 -15 cm and longitudinal joints at minimum 5 cm.
- Apply mastic asphalt layer min. 4 cm.

BENEFITS

- Elimination of flowing of mastic asphalt during the hardening
- Protection against microcracking in mastic asphalt
- Quick and efficient installation
- Easy cutting
- Thermal and chemical stability
- Excellent milling performance
- Measured unlimited recyclability & enhanced properties in Reclaimed Asphalt Pavement (RAP)



PALLETIZATION

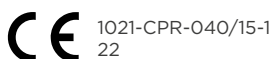
Product	Roll width	Roll area	Roll weight	Core inner diameter	No of rolls on pallet	Total area
Mastic GG	1,5 m	225 m ²	50 kg	76 mm	12	2 700 m ²
Mastic GG NA	1,5 m	225 m ²	48 kg	76 mm	12	2 700 m ²



SAINT-GOBAIN ADFORS CZ s.r.o.
 Sokolovská 106
 570 01 Litomyšl • The Czech Republic
 Tel.: +420 461 651 111
 glasgrid.cz@saint-gobain.com
 eu.adfors.com

In as much as Saint-Gobain ADFORS has no control over installation design, installation workmanship, accessory materials, or conditions of application, Saint-Gobain ADFORS does not warrant the performance or results of any installation or use of ADFORS GlasGrid GG. This warranty disclaimer includes all implied warranties, statutory or otherwise, including the warranty of merchantability and of fitness for a particular purpose. The purchaser and/or user should perform its own tests to determine the suitability and fitness of the product for the particular purpose desired in any given situation.

ADFORS GlasGrid® is manufactured at an ISO 9001:2015, ISO 14001:2015, ISO 50001:2018 registered facility of Saint-Gobain ADFORS.
 ADFORS GlasGrid® is a registered trademark of Saint-Gobain ADFORS.
 © 2025 Saint-Gobain ADFORS





40 Years
of GlasGrid®

40 Years of GlasGrid Worldwide Experiences!

For four decades, GlasGrid has been at the forefront of pavement reinforcement technology, delivering unmatched durability and performance.

The history of GlasGrid dates to 1984, when Bay Milles Limited in Midland, Ontario, Canada developed this very innovative product line. It introduced the industry to higher modulus fibres for reinforcing asphalt pavements, a departure from the more elastic polyester and polypropylene fibres commonly considered at the time.

The Canadian market was the first to experience the benefits of using GlasGrid in their pavements, but the success of GlasGrid quickly spread in those early years to include the USA and many countries abroad.

In 1995, GlasGrid production was relocated to Albion, USA. The success in the USA and the opportunity to supply European customers more quickly led to the start of GlasGrid production in 2014 in Europe (Czech Republic) and it was followed by the start of GlasGrid production in India (Bangalore) in October 2018. GlasGrid from the Czech Republic (Litomyšl) has reinforced roads not only in Europe, but also in Australia, Malaysia, Saudi Arabia, and even the Faroe Islands. We look forward to many more kilometres of reinforced roads free of any potholes and cracks!

Final Consideration

The installation of any asphalt reinforcement interlayer shall follow the local regulations for asphalt road construction.

If you have any questions or unique installation parameters, do not hesitate to contact us.

In as much as Saint-Gobain ADFORS has no control over installation design, installation workmanship, accessory materials, or conditions of application, Saint-Gobain ADFORS does not warrant the performance or results of any installation or use of ADFORS GlasGrid. This warranty disclaimer includes all implied warranties, statutory or otherwise, including the warranty of merchantability and of fitness for a particular purpose. The purchaser and/or user should perform its own tests to determine the suitability and fitness of the product for the particular purpose desired in any given situation.

Learn more about how ADFORS GlasGrid Pavement Reinforcement System products can increase the life of your paving projects.

glasgrid.cz@saint-gobain.com
eu.adfors.com

Save money and extend pavement life up to 300% with ADFORS GlasGrid®.

Learn more about how ADFORS GlasGrid Pavement Reinforcement System products can increase the life of your paving projects.

glasgrid.cz@saint-gobain.com
eu.adfors.com

ADFORS GlasGrid® is manufactured at an ISO 9001:2008 registered facility of Saint-Gobain ADFORS. ADFORS GlasGrid® is a registered trademark of Saint-Gobain ADFORS.

© 2025 Saint-Gobain ADFORS



CE 1021-CPR-040/15-1
15

2025.04

The logo features a stylized building outline in blue and red above the text "SAINT-GOBAIN" in blue.

SAINT-GOBAIN

SAINT-GOBAIN ADFORS CZ s.r.o.
Sokolovská 106
570 01 Litomyšl • The Czech Republic
Tel.: +420 461 651 111
glasgrid.cz@saint-gobain.com
eu.adfors.com

